

Model	LT-42WX70EU	TU-CX100U
Area	Continental Europe and UK	Continental Europe
<b>Appearance and Design</b>		
IDTV		DVB-T (HD:MPEG-4/2)
Picture Size	Full HD (1920 x 1080), 107cm	
Contrast Ratio	4,000:1 (Native); 50,000:1 (Dynamic)	
Brightness (cd/m <sup>2</sup> )	450	
Response Rate (ms)	6.5	
Viewing Angle (Vertical / Horizontal)	178 / 178	
Device	Wide LCD	
<b>Picture</b>		
HD Compatibility	1080p/24Hz, 1080p (1125p) 50/60Hz, 1080i (1125i) 50/60Hz, 720p (750p) 50/60Hz	1080p/24Hz, 1080p (1125p) 50/60Hz, 1080i (1125i) 50/60Hz, 720p (750p) 50/60Hz
100Hz Clear Motion Drive	100Hz/120Hz Clear Motion Drive III	
DynaPix Picture Engine	New DynaPix HD	
Real Bit Driver	● (12-bit x RGB =36bit)	
Deep Colour / x.v.Colour	● / ●	● / —
Adobe RGB (for HD Photo)	96% coverage	
Intelligent Colour Management	●	
Y/C Separation	● (3D Y/C)	● (3D Y/C)
Movie Theatre (2-2/2-3 pull-down)	●	
Intelligent Clear NR	● (Motion-estimate Hadamard 3D NR)	
Noise Reduction (N/R)	● (Digital NR / MPEG NR)	● (Digital NR / MPEG NR)
White Balance (Colour Temperature)	●	
Black Level Correction	●	
Picture and Text Dual Screen	●	
Auto Aspect Switching	● (Auto WSS)	
Aspect Mode	●	
Picture Mode	●	
<b>Tuner</b>		<b>TU-CX100U</b>
Number of Tuners		DVB-T(HD) x 1, Analyse x 1
Reception System: Digital Terrestrial		DVB-T (MPEG-4/2)
RF System		PAL, SECAM
Video System		PAL, SECAM, NTSC
Broadcasting System		B/G, D/K, I, L
Channel Storage Capacity		DVB-T:900, Analogue:100
EPG		8-days EPG
Text		TOP/FLOF (1000P, level 1.5)
Digital Teletext		EBU
Antenna Power		5V output

Sound			
Stereo System		A2/NICAM	
Power Output (RMS)	20W total (10W + 10W)		
Number of Speakers	2 (Removable Pole-Speakers x 1pc)		
Terminals			
Input	HDMI	x3 (CEC)	x2 (CEC)
	Component	x1 (shared with PC IN*)	x1
	Composite	x1 (shared with PC IN*)	x1 (shared with component IN**)
	PC (D-sub 15-pin)	x1 (with 3.5mm audio mini jack)	
	SCART		x1 (shared with component IN**)
	USB 2.0		x1
Output	HDMI		x1
	Composite		x1
	SCART		x1 (shared with monitor OUT**)
	Digital Audio (Optical SPDIF)		x1
Others			
Bitmap Graphical Menu	●		
OSD Languages	English, German, French, Italian, Spanish, Portuguese, Dutch, Swedish, Danish, Finnish, Norwegian, Czech, Polish, Hungarian, Bulgarian, Russian, Greek, Ukrainian, Catalan, Turkish, Romanian	English, German, French, Italian, Spanish, Dutch, Swedish, Danish, Finnish, Norwegian, Czech, Polish, Russian, Catalan, Hungarian	
Touch Sensor Panel Operation	●		
Photo & Media Viewer (USB)		● (JPEG / MP3)	
Eco Mode	●		
Sleep Timer		●	
Favourite Channel		●	
Child Lock		●	
Return		●	
Remote Control Unit	●		
Table-top Stand	● (Swivel / 3-step height)		
General			
Power Requirements	100-240V AC, 50Hz/60Hz	100-240V AC, 50Hz/60Hz	
Power Consumption: Avg / Standby	175W / 0.7W	20W / 0.9W	
Dimensions: W x H x D, mm			
With stand (high)	990 x 716.8 x 170		
With stand (mid)	990 x 689.3 x 170		
With stand (low)	990 x 661.8 x 170		
Without stand	990 x 599.7 x 42.5		
Tuner box		435 x 301 x 59	

Weight: kg		
With stand	19.0 (w/o SPK: 17.8)	
Without stand	13.2 (w/o SPK: 12.0)	
Tuner box		2.4

\*Compatible with supplied D-sub 15-pin to RCA-pin conversion cable

\*\*Compatible with supplied RCA-pin to SCART conversion cable

E. & O.E. Design and specifications subject to change without notice.

All TV screen pictures are simulated.

Adobe, and the Adobe logo are either registered trademarks or trademarks of Adobe Systems Incorporated in the United States and/or other countries.

x.v.Colour and x.v.Colour logo are registered trademarks or trademarks of Sony Corporation.

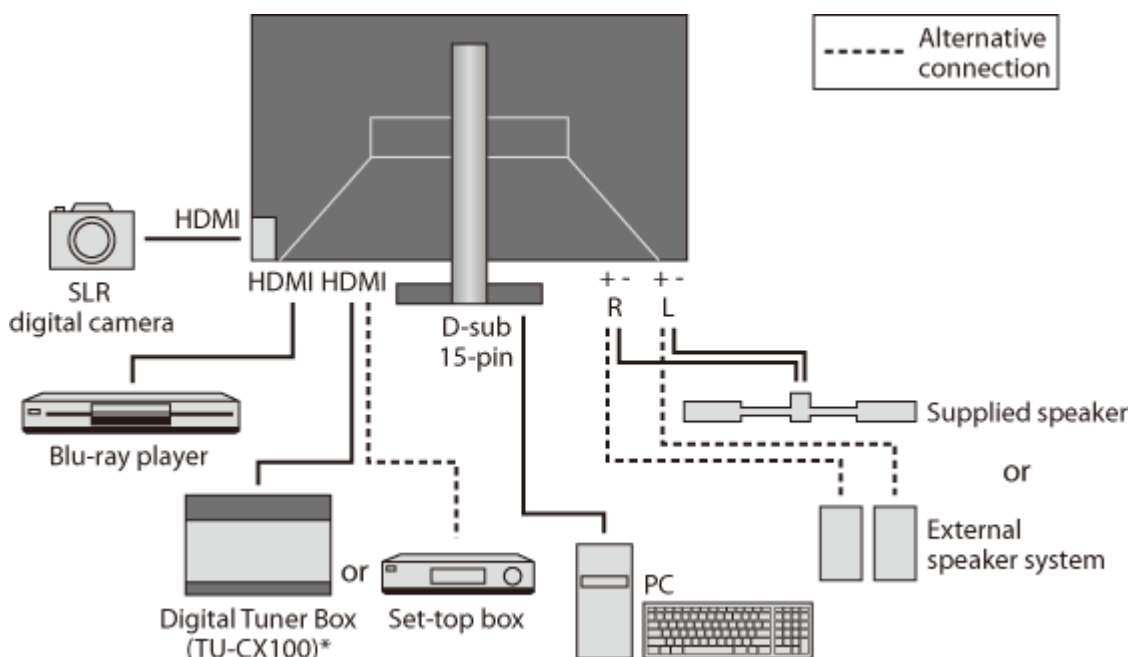
HDMI, the HDMI logo and High-Definition Multimedia Interface are trademarks or registered trademarks of HDMI Licensing LLC.

All other brand or product names may be trademarks and or registered trademarks of their respective owners. Any rights not expressly granted herein are reserved.

Copyright © 2009, Victor Company of Japan, Limited (JVC). All Rights Reserved.

## Enhanced Connectivity

The LT-42WX70 comes with an array of terminals to enhance connectivity such as three HDMI connectors (CEC), a PC input terminal that can be used as a component or composite terminal via the supplied conversion cable, and audio L/R jacks for the supplied speaker or connection to an external speaker system.

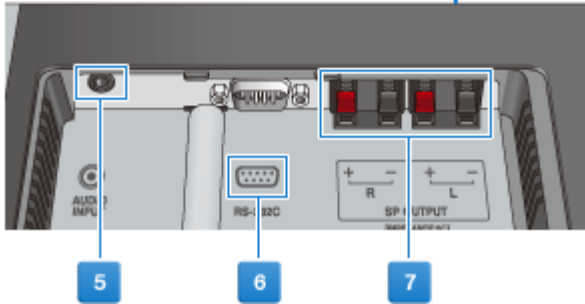
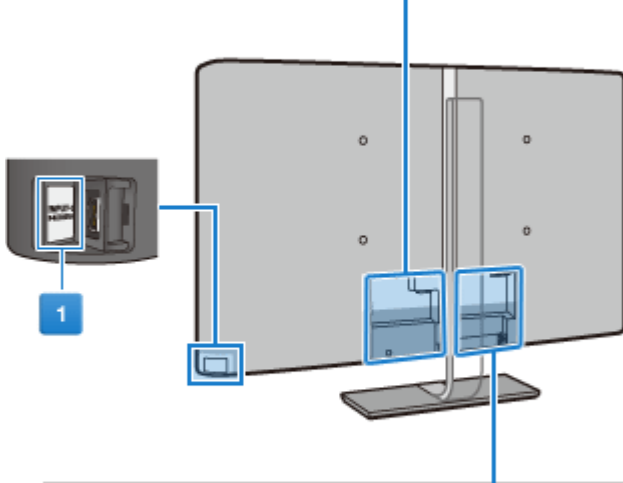
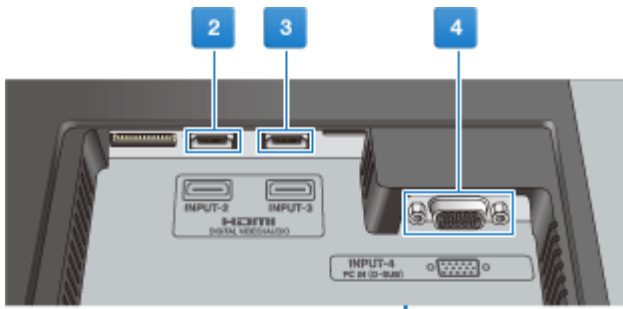


\*May not be available in certain countries/regions.

## Terminals on the LT-42WX70

Supplied cables: Video (x1) and Audio (x1) cables  
HDMI, component, DVI-HDMI, VGA, and other video and audio cables must be purchased separately.

### 1 INPUT-1: HDMI terminal



- Connect to a DVI device using a DVI-HDMI cable
- Connect to an HDMI device using an HDMI cable

## 2 INPUT-2: HDMI terminal

- Connect to an HDMI device using an HDMI cable

## 3 INPUT-3: HDMI terminal

- Connect to an HDMI device using an HDMI cable

## 4 INPUT-4: D-sub 15-pin

- Connect to a device with component terminals by connecting the supplied video cable with a component cable
- Connect to a device with composite terminals by connecting the supplied video cable (use green jack only) with a video cable.
- Connect to a PC using a VGA cable

## 5 AUDIO INPUT

- Connect to a device with component or composite terminal, or a DVI device by connecting the supplied audio cable with an audio cable
- Connect to a PC using an audio cable

## 6 RS-232C

- Used to control the monitor from a computer; contact qualified technician for setup details.

## 7 SPEAKER OUTPUT

- For a connection with external speakers

### NOTE:

- Set INPUT-4 properly in accordance with the connected device before using the terminal.
- Use a VGA cable with core filters to reduce noise.
- Connecting a DVI device into INPUT-2 or INPUT-3 will playback only the video signals; sound will playback via AUDIO INPUT.